

designated financial market utility's compliance with the requirements in paragraph (b) of this section.

(d) In addition to any right that a Reserve Bank has to limit or terminate an account or the use of a service pursuant to its account agreement, the Board may direct the Federal Reserve Bank to impose limits, restrictions, or other conditions on the availability or use of a Federal Reserve Bank account or service by a designated financial market utility, including directing the Reserve Bank to terminate the use of a particular service or to close the account. If the Reserve Bank determines that a designated financial market utility no longer complies with one or more of the minimum conditions in subsection (b), the Reserve Bank will consult with the Board regarding continued maintenance of the account and provision of services.

§ 234.7 Interest on balances.

(a) A Federal Reserve Bank may pay interest on balances maintained by a designated financial market utility at the Federal Reserve Bank in accordance with this section and under such other terms and conditions as the Board may prescribe.

(b) Interest on balances paid under this section shall be at the rate paid on balances maintained by depository institutions or another rate determined by the Board from time to time, not to exceed the general level of short-term interest rates.

(c) For purposes of this section, "short-term interest rates" shall have the same meaning as the meaning provided for that term in § 204.10(b)(3) of this chapter.

By order of the Board of Governors of the Federal Reserve System, December 5, 2013.

Robert deV. Frierson,
Secretary of the Board.

[FR Doc. 2013-29711 Filed 12-19-13; 8:45 am]

BILLING CODE 6210-01-P

DEPARTMENT OF TRANSPORTATION

Federal Aviation Administration

14 CFR Part 25

[Docket No. FAA-2013-0894; Notice No. 25-13-16-SC]

Special Conditions: Airbus, A350-900 Series Airplane; Interaction of Systems and Structures

AGENCY: Federal Aviation Administration (FAA), DOT.

ACTION: Final special conditions, request for comments.

SUMMARY: These special conditions are issued for Airbus Model A350-900 series airplanes. These airplanes will have novel or unusual design features when compared to the state of technology envisioned in the airworthiness standards for transport category airplanes. These designs features include systems that, directly or as a result of failure or malfunction, affect structural performance. The applicable airworthiness regulations do not contain adequate or appropriate safety standards for this design feature. These proposed special conditions contain the additional safety standards that the Administrator considers necessary to establish a level of safety equivalent to that established by the existing airworthiness standards.

DATES: The effective date of these special conditions is December 20, 2013. We must receive your comments by February 3, 2014.

ADDRESSES: Send comments identified by docket number FAA-2013-0894 using any of the following methods:

- *Federal eRegulations Portal:* Go to <http://www.regulations.gov/> and follow the online instructions for sending your comments electronically.
- *Mail:* Send comments to Docket Operations, M-30, U.S. Department of Transportation (DOT), 1200 New Jersey Avenue SE., Room W12-140, West Building Ground Floor, Washington, DC 20590-0001.
- *Hand Delivery or Courier:* Take comments to Docket Operations in Room W12-140 of the West Building Ground Floor at 1200 New Jersey Avenue SE., Washington, DC, between 8 a.m. and 5 p.m., Monday through Friday, except federal holidays.
- *Fax:* Fax comments to Docket Operations at 202-493-2251.

Privacy: The FAA will post all comments it receives, without change, to <http://www.regulations.gov/>, including any personal information the commenter provides. Using the search function of the docket Web site, anyone can find and read the electronic form of all comments received into any FAA docket, including the name of the individual sending the comment (or signing the comment for an association, business, labor union, etc.). DOT's complete Privacy Act Statement can be found in the **Federal Register** published on April 11, 2000 (65 FR 19477-19478), as well as at <http://DocketsInfo.dot.gov/>.

Docket: Background documents or comments received may be read at <http://www.regulations.gov/> at any time. Follow the online instructions for accessing the docket or go to the Docket

Operations in Room W12-140 of the West Building Ground Floor at 1200 New Jersey Avenue SE., Washington, DC, between 9 a.m. and 5 p.m., Monday through Friday, except federal holidays.

FOR FURTHER INFORMATION CONTACT: Todd Martin, FAA, Airframe/Cabin Safety, ANM-115, Transport Airplane Directorate, Aircraft Certification Service, 1601 Lind Avenue SW., Renton, Washington, 98057-3356; telephone (425) 227-1178; facsimile (425) 227-1320.

SUPPLEMENTARY INFORMATION: The substance of these special conditions has been subject to the public comment process in several prior instances with no substantive comments received. The FAA therefore finds that good cause exists for making these special conditions effective upon issuance.

Comments Invited

We invite interested people to take part in this rulemaking by sending written comments, data, or views. The most helpful comments reference a specific portion of the special conditions, explain the reason for any recommended change, and include supporting data.

We will consider all comments we receive by 45 days after publication of these special conditions in the **Federal Register**. We may change these special conditions based on the comments we receive.

Background

On August 25, 2008, Airbus applied for a type certificate for their new Model A350-900 series airplane. Later, Airbus requested and the FAA approved an extension to the application for FAA type certification to June 28, 2009. The Model A350-900 series has a conventional layout with twin wing-mounted Rolls-Royce Trent engines. It features a twin aisle 9-abreast economy class layout, and accommodates side-by-side placement of LD-3 containers in the cargo compartment. The basic Model A350-900 series configuration will accommodate 315 passengers in a standard two-class arrangement. The design cruise speed is Mach 0.85 with a Maximum Take-Off Weight of 602,000 lbs. Airbus proposes the Model A350-900 series to be certified for extended operations (ETOPS) beyond 180 minutes at entry into service for up to a 420-minute maximum diversion time.

Special conditions have been applied on past airplane programs in order to require consideration of the effects of systems on structures. The regulatory authorities and industry developed standardized criteria in the Aviation

Rulemaking Advisory Committee (ARAC) forum based on the criteria defined in Advisory Circular 25.672, dated November 11, 1983. The ARAC recommendation has been incorporated in European Aviation Safety Agency (EASA) Certification Specifications (CS) 25.302 and CS 25 Appendix K. FAA rulemaking on this subject is not complete, thus the need for the special conditions.

Type Certification Basis

Under Title 14, Code of Federal Regulations (14 CFR) 21.17, Airbus must show that the Model A350–900 series meets the applicable provisions of 14 CFR part 25, as amended by Amendments 25–1 through 25–129.

If the Administrator finds that the applicable airworthiness regulations (i.e., 14 CFR part 25) do not contain adequate or appropriate safety standards for the Model A350–900 series because of a novel or unusual design feature, special conditions are prescribed under § 21.16.

Special conditions are initially applicable to the model for which they are issued. Should the type certificate for that model be amended later to include any other model that incorporates the same novel or unusual design feature, the special conditions would also apply to the other model.

In addition to the applicable airworthiness regulations and special conditions, the Model A350–900 series must comply with the fuel vent and exhaust emission requirements of 14 CFR part 34 and the noise certification requirements of 14 CFR part 36, and the FAA must issue a finding of regulatory adequacy under § 611 of Public Law 92–574, the “Noise Control Act of 1972.”

The FAA issues special conditions, as defined in 14 CFR 11.19, under § 11.38, and they become part of the type-certification basis under § 21.17(a)(2).

Novel or Unusual Design Features

The Airbus Model A350–900 series will incorporate the following novel or unusual design features: Systems that affect the airplane’s structural performance, either directly or as a result of failure or malfunction. That is, the airplane’s systems affect how it responds in maneuver and gust conditions, and thereby affect its structural capability. These systems may also affect the aeroelastic stability of the airplane. Such systems include flight control systems, autopilots, stability augmentation systems, load alleviation systems, and fuel management systems. These systems represent novel and unusual features when compared to the

technology envisioned in the current airworthiness standards.

Discussion

Airbus A350 series airplanes are equipped with systems that directly or as a result of failure or malfunction, affect their structural performance. Current regulations do not take into account the effects of systems on structural performance including normal operation and failure conditions. Special conditions are needed to account for these features.

These special conditions define criteria for assessing the effects of these systems on structures. The general approach of accounting for the effect of system failures on structural performance would be extended to include any system whose partial or complete failure, alone or in combination with other system partial or complete failures, would affect structural performance.

The proposed special conditions are similar to those previously applied to other airplane models and to CS 25.302. The major differences between the proposed special conditions and the current CS 25.302 are as follows:

1. Both the special conditions and CS 25.302 specify the design load conditions to be considered. In paragraphs e.(1) and f.(2)(i), the special conditions clarify that, in some cases, different load conditions are to be considered due to other special conditions or equivalent level of safety findings.

2. The special conditions include the additional ground handling conditions of Title 14 Code of Federal Regulations (14 CFR) §§ 25.493(d) and 25.503 in paragraph (f)(2)(i). These conditions are needed because the A350 has systems that affect braking and pivoting.

3. Both the special condition (see paragraph (h) below) and CS 25.302 allow consideration of the probability of being in a dispatched configuration when assessing subsequent failures and potential “continuation of flight” loads. The special conditions, however, also allow using probability when assessing failures that induce loads at the “time of occurrence,” whereas CS 25.302 does not.

Applicability

As discussed above, these special conditions apply to Airbus Model A350–900 series airplanes. Should Airbus apply later for a change to the type certificate to include another model incorporating the same novel or unusual design feature, the special conditions would apply to that model as well.

Conclusion

This action affects only certain novel or unusual design features on the Airbus Model A350–900 series airplanes. It is not a rule of general applicability.

The substance of these special conditions has been subjected to the notice and comment period in several prior instances and has been derived without substantive change from those previously issued. It is unlikely that prior public comment would result in a significant change from the substance contained herein. Therefore, the FAA has determined that prior public notice and comment are unnecessary and impracticable, and good cause exists for adopting these special conditions upon issuance. The FAA is requesting comments to allow interested persons to submit views that may not have been submitted in response to the prior opportunities for comment described above.

List of Subjects in 14 CFR Part 25

Aircraft, Aviation safety, Reporting and recordkeeping requirements.

The authority citation for these special conditions is as follows:

Authority: 49 U.S.C. 106(g), 40113, 44701, 44702, 44704.

The Special Conditions

Accordingly, pursuant to the authority delegated to me by the Administrator, the following special conditions are issued as part of the type certification basis for Airbus Model A350–900 series airplanes.

1. Interaction of systems and structures.

For airplanes equipped with systems that affect structural performance, either directly or as a result of a failure or malfunction, the influence of these systems and their failure conditions must be taken into account when showing compliance with the requirements of Title 14 Code of Federal Regulations (14 CFR) part 25 subparts C and D.

The following criteria must be used for showing compliance with these special conditions for airplanes equipped with flight control systems, autopilots, stability augmentation systems, load alleviation systems, flutter control systems, fuel management systems, and other systems that either directly or as a result of failure or malfunction affect structural performance. If these special conditions are used for other systems, it may be necessary to adapt the criteria to that specific system.

(a) The criteria defined herein only address the direct structural

consequences of the system responses and performances and cannot be considered in isolation but should be included in the overall safety evaluation of the airplane. These criteria may in some instances duplicate standards already established for this evaluation. These criteria are only applicable to structure whose failure could prevent continued safe flight and landing. Specific criteria that define acceptable limits on handling characteristics or stability requirements when operating in the system degraded or inoperative mode are not provided in this special condition.

(b) Depending upon the specific characteristics of the airplane, additional studies may be required that go beyond the criteria provided in these special conditions in order to demonstrate the capability of the airplane to meet other realistic conditions such as alternative gust or maneuver descriptions for an airplane equipped with a load alleviation system.

(c) The following definitions are applicable to this special condition.

(1) Structural performance: Capability of the airplane to meet the structural requirements of 14 CFR part 25.

(2) Flight limitations: Limitations that can be applied to the airplane flight conditions following an in-flight occurrence and that are included in the flight manual (e.g., speed limitations, avoidance of severe weather conditions, etc.).

(3) Operational limitations: Limitations, including flight limitations,

that can be applied to the airplane operating conditions before dispatch (e.g., fuel, payload and Master Minimum Equipment List limitations).

(4) Probabilistic terms: The probabilistic terms (probable, improbable, extremely improbable) used in this special condition are the same as those used in § 25.1309.

(5) Failure condition: The term failure condition is the same as that used in § 25.1309, however this special condition applies only to system failure conditions that affect the structural performance of the airplane (e.g., system failure conditions that induce loads, change the response of the airplane to inputs such as gusts or pilot actions, or lower flutter margins).

(d) General. The following criteria will be used in determining the influence of a system and its failure conditions on the airplane structure.

(e) System fully operative. With the system fully operative, the following apply:

(1) Limit loads must be derived in all normal operating configurations of the system from all the limit conditions specified in Subpart C (or defined by special condition or equivalent level of safety in lieu of those specified in Subpart C), taking into account any special behavior of such a system or associated functions or any effect on the structural performance of the airplane that may occur up to the limit loads. In particular, any significant nonlinearity (rate of displacement of control surface, thresholds or any other system

nonlinearities) must be accounted for in a realistic or conservative way when deriving limit loads from limit conditions.

(2) The airplane must meet the strength requirements of part 25 (static strength, residual strength), using the specified factors to derive ultimate loads from the limit loads defined above. The effect of nonlinearities must be investigated beyond limit conditions to ensure the behavior of the system presents no anomaly compared to the behavior below limit conditions. However, conditions beyond limit conditions need not be considered when it can be shown that the airplane has design features that will not allow it to exceed those limit conditions.

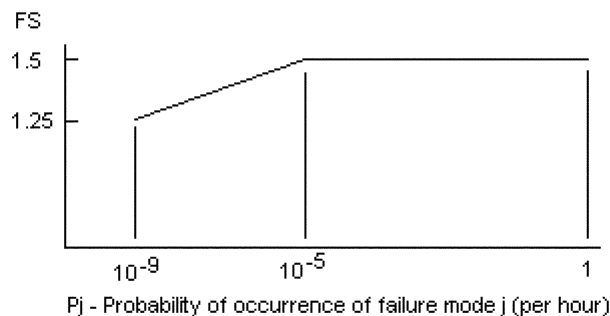
(3) The airplane must meet the aeroelastic stability requirements of § 25.629.

(f) System in the failure condition. For any system failure condition not shown to be extremely improbable, the following apply:

(1) At the time of occurrence. Starting from 1-g level flight conditions, a realistic scenario, including pilot corrective actions, must be established to determine the loads occurring at the time of failure and immediately after failure.

(i) For static strength substantiation, these loads, multiplied by an appropriate factor of safety that is related to the probability of occurrence of the failure, are ultimate loads to be considered for design. The factor of safety (FS) is defined in Figure 1.

Figure 1
Factor of safety at the time of occurrence



(ii) For residual strength substantiation, the airplane must be able to withstand two thirds of the ultimate loads defined in subparagraph (f)(1)(i). For pressurized cabins, these loads must be combined with the normal operating differential pressure.

(iii) Freedom from aeroelastic instability must be shown up to the

speeds defined in § 25.629(b)(2). For failure conditions that result in speeds beyond V_C/M_C , freedom from aeroelastic instability must be shown to increased speeds, so that the margins intended by § 25.629(b)(2) are maintained.

(iv) Failures of the system that result in forced structural vibrations

(oscillatory failures) must not produce loads that could result in detrimental deformation of primary structure.

(2) For the continuation of the flight. For the airplane, in the system failed state and considering any appropriate reconfiguration and flight limitations, the following apply:

(i) The loads derived from the following conditions (or defined by special condition or equivalent level of safety in lieu of the following conditions) at speeds up to V_C/M_C , or the speed limitation prescribed for the remainder of the flight, must be determined:

(A) The limit symmetrical maneuvering conditions specified in § 25.331 and in § 25.345.

(B) the limit gust and turbulence conditions specified in § 25.341 and in § 25.345.

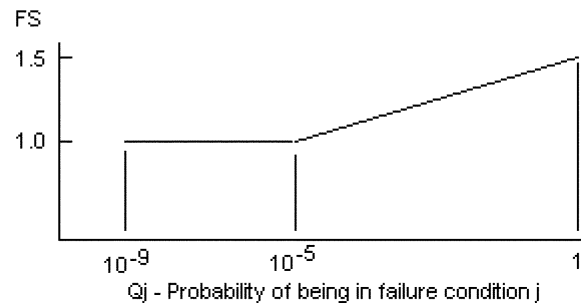
(C) the limit rolling conditions specified in § 25.349 and the limit unsymmetrical conditions specified in § 25.367 and § 25.427(b) and (c).

(D) the limit yaw maneuvering conditions specified in § 25.351.

(E) the limit ground loading conditions specified in §§ 25.473, 25.491, 25.493(d) and 25.503.

(ii) For static strength substantiation, each part of the structure must be able to withstand the loads in paragraph (f)(2)(i) of the special condition multiplied by a factor of safety depending on the probability of being in this failure state. The factor of safety is defined in Figure 2.

Figure 2
Factor of safety for continuation of flight



$Q_j = (T_j)(P_j)$

Where:

T_j = Average time spent in failure condition j (in hours)

P_j = Probability of occurrence of failure mode j (per hour)

Note: If P_j is greater than 10^{-3} per flight hour then a 1.5 factor of safety must be applied to all limit load conditions specified in Subpart C.

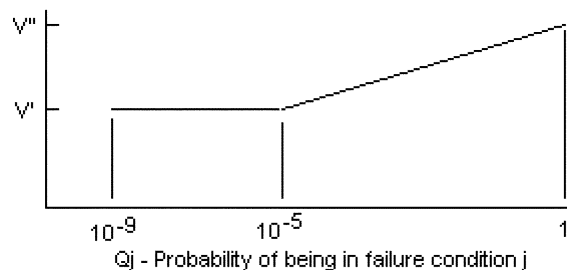
(iii) For residual strength substantiation, the airplane must be able to withstand two thirds of the ultimate loads defined in paragraph (f)(2)(ii) of the special condition. For pressurized cabins, these loads must be combined with the normal operating differential pressure.

(iv) If the loads induced by the failure condition have a significant effect on

fatigue or damage tolerance then their effects must be taken into account.

(v) Freedom from aeroelastic instability must be shown up to a speed determined from Figure 3. Flutter clearance speeds V' and V'' may be based on the speed limitation specified for the remainder of the flight using the margins defined by § 25.629(b).

Figure 3
Clearance speed



V' = Clearance speed as defined by § 25.629(b)(2).

V'' = Clearance speed as defined by § 25.629(b)(1).

$Q_j = (T_j)(P_j)$ where:

T_j = Average time spent in failure condition j (in hours)

P_j = Probability of occurrence of failure mode j (per hour)

Note: If P_j is greater than 10^{-3} per flight hour, then the flutter clearance speed must not be less than V'' .

(vi) Freedom from aeroelastic instability must also be shown up to V' in Figure 3 above, for any probable system failure condition combined with any damage required or selected for investigation by § 25.571(b).

(3) Consideration of certain failure conditions may be required by other sections of 14 CFR part 25 regardless of calculated system reliability. Where analysis shows the probability of these failure conditions to be less than 10^{-9} , criteria other than those specified in this paragraph may be used for structural substantiation to show continued safe flight and landing.

(g) Failure indications. For system failure detection and indication, the following apply:

(1) The system must be checked for failure conditions, not extremely improbable, that degrade the structural capability below the level required by part 25 or significantly reduce the reliability of the remaining system. As far as reasonably practicable, the flight crew must be made aware of these failures before flight. Certain elements of the control system, such as mechanical and hydraulic components, may use special periodic inspections, and electronic components may use daily checks, in lieu of detection and indication systems to achieve the objective of this requirement. These certification maintenance requirements must be limited to components that are not readily detectable by normal detection and indication systems and where service history shows that inspections will provide an adequate level of safety.

(2) The existence of any failure condition, not extremely improbable, during flight that could significantly affect the structural capability of the airplane and for which the associated reduction in airworthiness can be minimized by suitable flight limitations, must be signaled to the flight crew. For example, failure conditions that result in a factor of safety between the airplane strength and the loads of Subpart C below 1.25, or flutter margins below V'' , must be signaled to the crew during flight.

(h) Dispatch with known failure conditions. If the airplane is to be dispatched in a known system failure condition that affects structural performance, or affects the reliability of the remaining system to maintain structural performance, then the provisions of this special condition must be met, including the provisions of paragraph (e) for the dispatched condition, and paragraph (f) for subsequent failures. Expected operational limitations may be taken into account in establishing Pj as the probability of failure occurrence for determining the safety margin in Figure 1. Flight limitations and expected operational limitations may be taken into account in establishing Qj as the combined probability of being in the dispatched failure condition and the subsequent failure condition for the safety margins in Figures 2 and 3. These limitations must be such that the probability of being in this combined failure state and then subsequently encountering limit load conditions is extremely improbable. No reduction in these safety margins is allowed if the

subsequent system failure rate is greater than 10^{-3} per hour.

Issued in Renton, Washington, on October 22, 2013.

Stephen P. Boyd,

Acting Manager, Transport Airplane Directorate, Aircraft Certification Service.

[FR Doc. 2013-30235 Filed 12-19-13; 8:45 am]

BILLING CODE 4910-13-P

DEPARTMENT OF TRANSPORTATION

Federal Aviation Administration

14 CFR Part 39

[Docket No. FAA-2013-0524; Directorate Identifier 2012-SW-084-AD; Amendment 39-17696; AD 2013-24-19]

RIN 2120-AA64

Airworthiness Directives; Eurocopter France Helicopters

AGENCY: Federal Aviation Administration (FAA), DOT.

ACTION: Final rule.

SUMMARY: We are adopting a new airworthiness directive (AD) for Eurocopter France (Eurocopter) Model AS332C, AS332L, AS332L1, AS332L2, and EC225LP helicopters. This AD requires visually inspecting each jettisonable emergency exit window panel (window) for sealant, and removing any sealant that exists in the window's extruded sections. This AD was prompted by jettison tests during routine maintenance inspections that showed the windows failed to jettison. The actions of this AD are intended to prevent failure of the windows to jettison, so helicopter occupants can exit the aircraft during an emergency.

DATES: This AD is effective January 24, 2014.

The Director of the Federal Register approved the incorporation by reference of certain documents listed in this AD as of January 24, 2014.

ADDRESSES: For service information identified in this AD, contact American Eurocopter Corporation, 2701 N. Forum Drive, Grand Prairie, TX 75052; telephone (972) 641-0000 or (800) 232-0323; fax (972) 641-3775; or at <http://www.eurocopter.com/techpub>. You may review the referenced service information at the FAA, Office of the Regional Counsel, Southwest Region, 2601 Meacham Blvd., Room 663, Fort Worth, Texas 76137.

Examining the AD Docket

You may examine the AD docket on the Internet at <http://www.regulations.gov> or in person at the

Docket Operations Office between 9 a.m. and 5 p.m., Monday through Friday, except Federal holidays. The AD docket contains this AD, the European Aviation Safety Agency (EASA) AD, any incorporated-by-reference service information, the economic evaluation, any comments received, and other information. The street address for the Docket Operations Office (phone: 800-647-5527) is U.S. Department of Transportation, Docket Operations Office, M-30, West Building Ground Floor, Room W12-140, 1200 New Jersey Avenue SE., Washington, DC 20590.

FOR FURTHER INFORMATION CONTACT:

Robert Grant, Aviation Safety Engineer, Safety Management Group, FAA, 2601 Meacham Blvd., Fort Worth, Texas 76137; telephone 817-222-5110; email robert.grant@faa.gov.

SUPPLEMENTARY INFORMATION:

Discussion

On June 20, 2013, at 78 FR 37156, the **Federal Register** published our notice of proposed rulemaking (NPRM), which proposed to amend 14 CFR part 39 by adding an AD that would apply to Eurocopter Model AS332C, AS332L, AS332L1, AS332L2 and EC225LP helicopters that have never undergone a window-jettison test. The NPRM proposed to require visually inspecting each window for sealant, and removing any sealant that exists in the window's extruded sections. The proposed requirements were intended to prevent failure of the windows to jettison, so helicopter occupants can exit the aircraft during an emergency.

The NPRM was prompted by AD No. 2012-0152, dated August 13, 2012, issued by EASA, which is the Technical Agent for the Member States of the European Union. EASA issued AD No. 2012-0152 to correct an unsafe condition for certain Eurocopter Model AS 332 C, AS 332 C1, AS 332 L, AS 332 L1, AS 332 L2 and EC 225 LP helicopters. EASA reports that during required maintenance checks, there have been problems jettisoning emergency exit windows. According to EASA, investigations on several windows showed sealant between the extrusion and the window. "This condition, if not detected and corrected, could prevent the jettisoning of a window, possibly affecting the evacuation of passengers in the event of an emergency situation," EASA states.

Comments

We gave the public the opportunity to participate in developing this AD, but we received no comments on the NPRM (78 FR 37156, June 20, 2013).