

Proposed Rules

Federal Register

Vol. 77, No. 229

Wednesday, November 28, 2012

This section of the FEDERAL REGISTER contains notices to the public of the proposed issuance of rules and regulations. The purpose of these notices is to give interested persons an opportunity to participate in the rule making prior to the adoption of the final rules.

DEPARTMENT OF TRANSPORTATION

Federal Aviation Administration

14 CFR Part 25

[Docket No. FAA-2012-1246; Notice No. 25-12-16-SC]

Special Conditions: Embraer S.A., Model EMB-550 Airplane; Interaction of Systems and Structures

AGENCY: Federal Aviation Administration (FAA), DOT.

ACTION: Notice of proposed special conditions.

SUMMARY: This action proposes special conditions for the Embraer S.A. Model EMB-550 airplane. This airplane will have a novel or unusual design feature(s) associated with the interaction of systems and structures. The applicable airworthiness regulations do not contain adequate or appropriate safety standards for this design feature. These proposed special conditions contain the additional safety standards that the Administrator considers necessary to establish a level of safety equivalent to that established by the existing airworthiness standards.

DATES: Send your comments on or before January 14, 2013.

ADDRESSES: Send comments identified by docket number [FAA-2012-1246] using any of the following methods:

- *Federal eRegulations Portal:* Go to <http://www.regulations.gov/> and follow the online instructions for sending your comments electronically.

- *Mail:* Send comments to Docket Operations, M-30, U.S. Department of Transportation (DOT), 1200 New Jersey Avenue SE., Room W12-140, West Building Ground Floor, Washington, DC 20590-0001.

- *Hand Delivery or Courier:* Take comments to Docket Operations in Room W12-140 of the West Building Ground Floor at 1200 New Jersey Avenue SE., Washington, DC, between 8 a.m. and 5 p.m., Monday through Friday, except federal holidays.

- *Fax:* Fax comments to Docket Operations at 202-493-2251.

Privacy: The FAA will post all comments it receives, without change, to <http://www.regulations.gov/>, including any personal information the commenter provides. Using the search function of the docket Web site, anyone can find and read the electronic form of all comments received into any FAA docket, including the name of the individual sending the comment (or signing the comment for an association, business, labor union, etc.). DOT's complete Privacy Act Statement can be found in the **Federal Register** published on April 11, 2000 (65 FR 19477-19478), as well as at <http://DocketsInfo.dot.gov/>.

Docket: Background documents or comments received may be read at <http://www.regulations.gov/> at any time. Follow the online instructions for accessing the docket or go to the Docket Operations in Room W12-140 of the West Building Ground Floor at 1200 New Jersey Avenue SE., Washington, DC, between 9 a.m. and 5 p.m., Monday through Friday, except federal holidays.

FOR FURTHER INFORMATION CONTACT:

Todd Martin, FAA, Airframe and Cabin Safety Branch, ANM-115, Transport Airplane Directorate, Aircraft Certification Service, 1601 Lind Avenue SW., Renton, Washington 98057-3356; telephone 425-227-1178; facsimile 425-227-1232.

SUPPLEMENTARY INFORMATION:

Comments Invited

We invite interested people to take part in this rulemaking by sending written comments, data, or views. The most helpful comments reference a specific portion of the special conditions, explain the reason for any recommended change, and include supporting data.

We will consider all comments we receive on or before the closing date for comments. We may change these special conditions based on the comments we receive.

Background

On May 14, 2009, Embraer S.A. applied for a type certificate for their new Model EMB-550 airplane. The Model EMB-550 airplane is the first of a new family of jet airplanes designed for corporate flight, fractional, charter, and private owner operations. The

aircraft has a conventional configuration with low wing and T-tail empennage. The primary structure is metal with composite empennage and control surfaces. The Model EMB-550 airplane is designed for 8 passengers, with a maximum of 12 passengers. It is equipped with two Honeywell HTF7500-E medium bypass ratio turbofan engines mounted on aft fuselage pylons. Each engine produces approximately 6,540 pounds of thrust for normal takeoff. The primary flight controls consist of hydraulically powered fly-by-wire elevators, aileron and rudder, controlled by the pilot or copilot sidestick.

The Model Embraer EMB-550 airplane is equipped with systems that, directly or as a result of failure or malfunction, affect its structural performance. Current regulations do not take into account loads for the airplane due to the effects of systems on structural performance including normal operation and failure conditions with strength levels related to probability of occurrence. Special conditions are needed to account for these features.

Type Certification Basis

Under the provisions of Title 14, Code of Federal Regulations (14 CFR) 21.17, Embraer S.A. must show that the Model EMB-550 airplane meets the applicable provisions of part 25, as amended by Amendments 25-1 through 25-127 thereto.

If the Administrator finds that the applicable airworthiness regulations (i.e., 14 CFR part 25) do not contain adequate or appropriate safety standards for the Model EMB-550 airplane because of a novel or unusual design feature, special conditions are prescribed under the provisions of § 21.16.

Special conditions are initially applicable to the model for which they are issued. Should the type certificate for that model be amended later to include any other model that incorporates the same or similar novel or unusual design feature, the special conditions would also apply to the other model under § 21.101.

In addition to the applicable airworthiness regulations and special conditions, the Embraer S.A. Model EMB-550 airplane must comply with the fuel vent and exhaust emission requirements of 14 CFR part 34 and the

noise certification requirements of 14 CFR part 36 and the FAA must issue a finding of regulatory adequacy under § 611 of Public Law 92-574, the "Noise Control Act of 1972."

The FAA issues special conditions, as defined in 14 CFR 11.19, in accordance with § 11.38, and they become part of the type-certification basis under § 21.17(a)(2).

Novel or Unusual Design Features

The Embraer S.A. Model EMB-550 airplane is equipped with systems that, directly or as a result of failure or malfunction, affect its structural performance. Current regulations do not take into account loads for the airplane due to the effects of systems on structural performance including normal operation and failure conditions with strength levels related to probability of occurrence. Special conditions are needed to account for these features.

These special conditions define criteria to be used in the assessment of the effects of these systems on structures. The general approach of accounting for the effect of system failures on structural performance would be extended to include any system in which partial or complete failure, alone or in combination with other system partial or complete failures, would affect structural performance.

Discussion

These airplanes are equipped with systems that, directly or as a result of failure or malfunction, affect its structural performance. Current regulations do not take into account loads for the aircraft due to the effects of systems on structural performance including normal operation and failure conditions with strength levels related to probability of occurrence. These special conditions define criteria to be used in the assessment of the effects of these systems on structures.

Special conditions have been applied on past airplane programs to require consideration of the effects of systems on structures. The regulatory authorities and industry developed standardized criteria in the Aviation Rulemaking Advisory Committee (ARAC) forum based on the criteria defined in Advisory Circular 25.672, *Active Flight Controls*, dated November 11, 1983. The ARAC recommendations have been incorporated in European Aviation Safety Agency (EASA) Certification Specifications (CS) 25.302 and CS 25 Appendix K. FAA rulemaking on this subject is not complete, thus the need for the special conditions.

The proposed special conditions are similar to those previously applied to other airplane models and to CS 25.302. The major differences between these proposed special conditions and the current CS 25.302 are as follows:

1. Both these special conditions and CS 25.302 specify the design load conditions to be considered. In paragraphs 2(a)(1) and 2(b)(2)(i) of these special conditions, the special conditions clarify that, in some cases, different load conditions are to be considered due to other special conditions or equivalent level of safety findings.

2. Paragraph 2(b)(2)(i) of these special conditions include the additional ground-handling conditions of §§ 25.493(d) and 25.503. These conditions are added in case the Embraer S.A. Model EMB-550 airplane has systems that affect braking and pivoting.

3. Both CS 25.302 and paragraph (2)(d) of these special conditions allow consideration of the probability of being in a dispatched configuration when assessing subsequent failures and potential "continuation of flight" loads. However, these special conditions also allow using probability when assessing failures that induce loads at the "time of occurrence," whereas CS 25.302 does not.

Applicability

As discussed above, these special conditions are applicable to the Embraer S.A. Model EMB-550 airplane. Should Embraer S.A. apply at a later date for a change to the type certificate to include another model incorporating the same novel or unusual design feature, the special conditions would apply to that model as well.

Conclusion

This action affects only certain novel or unusual design features on one model of airplanes. It is not a rule of general applicability.

List of Subjects in 14 CFR Part 25

Aircraft, Aviation safety, Reporting and recordkeeping requirements.

The authority citation for these special conditions is as follows:

Authority: 49 U.S.C. 106(g), 40113, 44701, 44702, 44704.

The Proposed Special Conditions

Accordingly, the Federal Aviation Administration (FAA) proposes the following special conditions as part of the type certification basis for Embraer S.A. Model EMB-550 airplanes to address the effects of systems on structures.

1. General Interaction of Systems and Structures

For airplanes equipped with systems that affect structural performance, either directly or as a result of a failure or malfunction, the influence of these systems and their failure conditions must be taken into account when showing compliance with the requirements of Title 14, Code of Federal Regulations (14 CFR) part 25 subparts C and D.

The following criteria must be used for showing compliance with these special conditions for airplanes equipped with flight control systems, autopilots, stability augmentation systems, load alleviation systems, fuel management systems, and other systems that either directly or as a result of failure or malfunction affect structural performance. If these special conditions are used for other systems, it may be necessary to adapt the criteria to the specific system.

(a) The criteria defined herein only address the direct structural consequences of the system responses and performances and cannot be considered in isolation but should be included in the overall safety evaluation of the airplane. These criteria may in some instances duplicate standards already established for this evaluation. These criteria are only applicable to structure in which failure could prevent continued safe flight and landing. Specific criteria that define acceptable limits on handling characteristics or stability requirements when operating in the system degraded or inoperative mode are not provided in these special conditions.

(b) The following definitions are applicable to these special conditions.

(1) Structural performance: Capability of the airplane to meet the structural requirements of 14 CFR part 25.

(2) Flight limitations: Limitations that can be applied to the airplane flight conditions following an in-flight occurrence and that are included in the flight manual (e.g., speed limitations and avoidance of severe weather conditions).

(3) Operational limitations: Limitations, including flight limitations, that can be applied to the airplane operating conditions before dispatch (e.g., fuel, payload, and Master Minimum Equipment List limitations).

(4) Probabilistic terms: The probabilistic terms (i.e., probable, improbable, and extremely improbable) used in these special conditions are the same as those used in § 25.1309.

(5) Failure condition: The term "failure condition" is the same as that

used in § 25.1309. However, these special conditions apply only to system failure conditions that affect the structural performance of the airplane (e.g., system failure conditions that induce loads, change the response of the airplane to inputs such as gusts or pilot actions, or lower flutter margins).

2. Effect on Systems and Structures

The following criteria are used in determining the influence of a system and its failure conditions on the airplane structure.

(a) System fully operative. With the system fully operative, the following apply:

(1) Limit loads must be derived in all normal operating configurations of the system from all the limit conditions specified in Subpart C (or defined by special condition or equivalent level of safety in lieu of those specified in Subpart C), taking into account any

special behavior of such a system or associated functions or any effect on the structural performance of the airplane that may occur up to the limit loads. In particular, any significant nonlinearity (rate of displacement of control surface, thresholds or any other system nonlinearities) must be accounted for in a realistic or conservative way when deriving limit loads from limit conditions.

(2) The airplane must meet the strength requirements of part 25 (static strength, residual strength), using the specified factors to derive ultimate loads from the limit loads defined above. The effect of nonlinearities must be investigated beyond limit conditions to ensure the behavior of the system presents no anomaly compared to the behavior below limit conditions. However, conditions beyond limit conditions need not be considered when it can be shown that the airplane has

design features that will not allow it to exceed those limit conditions.

(3) The airplane must meet the aeroelastic stability requirements of § 25.629.

(b) System in the failure condition. For any system failure condition not shown to be extremely improbable, the following apply:

(1) At the time of occurrence. Starting from 1-g level flight conditions, a realistic scenario, including pilot corrective actions, must be established to determine the loads occurring at the time of failure and immediately after failure.

(i) For static strength substantiation, these loads, multiplied by an appropriate factor of safety that is related to the probability of occurrence of the failure, are ultimate loads to be considered for design. The factor of safety (FS) is defined in Figure 1.

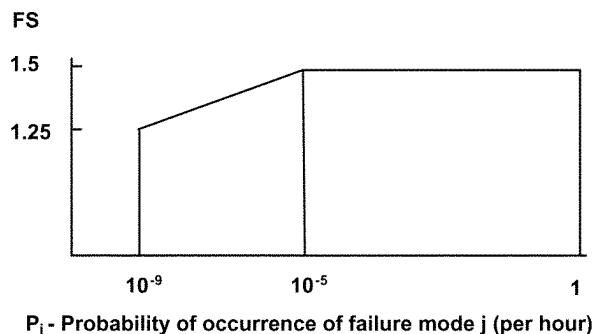


Figure 1: Factor of safety at the time of occurrence

(ii) For residual strength substantiation, the airplane must be able to withstand two-thirds of the ultimate loads defined in paragraph 2(b)(1)(i) of these special conditions. For pressurized cabins, these loads must be combined with the normal operating differential pressure.

(iii) Freedom from aeroelastic instability must be shown up to the speeds defined in § 25.629(b)(2). For failure conditions that result in speeds beyond V_C/M_C , freedom from aeroelastic instability must be shown to increased speeds, so that the margins intended by § 25.629(b)(2) are maintained.

(iv) Failures of the system that result in forced structural vibrations (e.g., oscillatory failures) must not produce

loads that could result in detrimental deformation of primary structure.

(2) For the continuation of the flight. For the airplane, in the system failed state and considering any appropriate reconfiguration and flight limitations, the following apply:

(i) The loads derived from the following conditions (or conditions defined by special conditions or equivalent level of safety in lieu of the following special conditions) at speeds up to V_C/M_C , or the speed limitation prescribed for the remainder of the flight, must be determined:

(A) The limit symmetrical maneuvering conditions specified in §§ 25.331 and 25.345.

(B) The limit gust and turbulence conditions specified in §§ 25.341 and 25.345.

(C) The limit rolling conditions specified in § 25.349 and the limit unsymmetrical conditions specified in §§ 25.367, 25.427(b), and 25.427(c).

(D) The limit yaw maneuvering conditions specified in § 25.351.

(E) The limit ground loading conditions specified in §§ 25.473, 25.491, 25.493(d) and 25.503.

(ii) For static strength substantiation, each part of the structure must be able to withstand the loads in paragraph 2(b)(2)(i) of these special conditions multiplied by a factor of safety depending on the probability of being in this failure state. The factor of safety (FS) is defined in Figure 2.

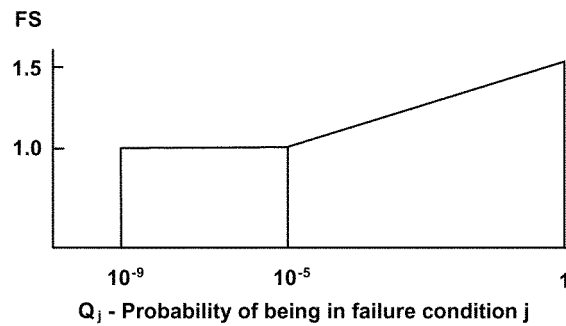


Figure 2: Factor of safety for continuation of flight

$Q_j = (T_j)(P_j)$ where:

T_j = Average time spent in failure condition j (in hours)

P_j = Probability of occurrence of failure mode j (per hour)

Note: If P_j is greater than 10^{-3} per flight hour then a 1.5 factor of safety must be applied to all limit load conditions specified in Subpart C.

(iii) For residual strength substantiation, the airplane must be able to withstand two-thirds of the ultimate loads defined in paragraph 2(b)(2)(ii) of the special conditions. For pressurized cabins, these loads must be combined with the normal operating differential pressure.

(iv) If the loads induced by the failure condition have a significant effect on

fatigue or damage tolerance then their effects must be taken into account.

(v) Freedom from aeroelastic instability must be shown up to a speed determined from Figure 3. Flutter clearance speeds V' and V'' may be based on the speed limitation specified for the remainder of the flight using the margins defined by § 25.629(b).

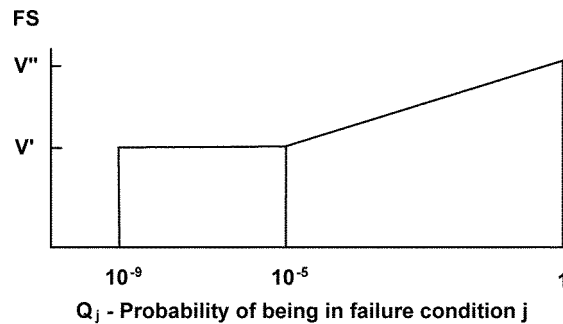


Figure 3: Clearance speed

V' = Clearance speed as defined by § 25.629(b)(2).

V'' = Clearance speed as defined by § 25.629(b)(1).

$Q_j = (T_j)(P_j)$ where:

T_j = Average time spent in failure condition j (in hours)

P_j = Probability of occurrence of failure mode j (per hour)

Note: If P_j is greater than 10^{-3} per flight hour, then the flutter clearance speed must not be less than V'' .

(vi) Freedom from aeroelastic instability must also be shown up to V' in Figure 3 above, for any probable system failure condition combined with any damage required or selected for investigation by § 25.571(b).

(3) Consideration of certain failure conditions may be required by other sections of 14 CFR part 25 regardless of calculated system reliability. Where analysis shows the probability of these

failure conditions to be less than 10^{-9} , criteria other than those specified in this paragraph may be used for structural substantiation to show continued safe flight and landing.

(c) Failure indications. For system failure detection and indication, the following apply:

(1) The system must be checked for failure conditions, not extremely improbable, that degrade the structural capability below the level required by 14 CFR part 25 or significantly reduce the reliability of the remaining system. As far as reasonably practicable, the flightcrew must be made aware of these failures before flight. Certain elements of the control system, such as mechanical and hydraulic components, may use special periodic inspections, and electronic components may use daily checks, in lieu of detection and

indication systems to achieve the objective of this requirement. These certification maintenance requirements must be limited to components that are not readily detectable by normal detection and indication systems and where service history shows that inspections will provide an adequate level of safety.

(2) The existence of any failure condition, not extremely improbable, during flight that could significantly affect the structural capability of the airplane and for which the associated reduction in airworthiness can be minimized by suitable flight limitations, must be signaled to the flightcrew. For example, failure conditions that result in a factor of safety between the airplane strength and the loads of Subpart C below 1.25, or flutter margins below V'' ,

must be signaled to the flightcrew during flight.

(d) Dispatch with known failure conditions. If the airplane is to be dispatched in a known system failure condition that affects structural performance, or affects the reliability of the remaining system to maintain structural performance, then the provisions of these special conditions must be met, including the provisions of paragraph 2(a) for the dispatched condition, and paragraph 2(b) for subsequent failures. Expected operational limitations may be taken into account in establishing P_j as the probability of failure occurrence for determining the safety margin in Figure 1 of these special conditions. Flight limitations and expected operational limitations may be taken into account in establishing Q_j as the combined probability of being in the dispatched failure condition and the subsequent failure condition for the safety margins in Figures 2 and 3 of these special conditions. These limitations must be such that the probability of being in this combined failure state and then subsequently encountering limit load conditions is extremely improbable. No reduction in these safety margins is allowed if the subsequent system failure rate is greater than 10^{-3} per hour.

Issued in Renton, Washington, on November 21, 2012.

Ali Bahrami,

Manager, Transport Airplane Directorate,
Aircraft Certification Service.

[FR Doc. 2012-28768 Filed 11-27-12; 8:45 am]

BILLING CODE 4910-13-P

DEPARTMENT OF COMMERCE

Bureau of Industry and Security

15 CFR Part 774

[Docket No. 120330233-2160-01]

RIN 0694-AF64

Revisions to the Export Administration Regulations (EAR): Control of Military Electronic Equipment and Related Items the President Determines No Longer Warrant Control Under the United States Munitions List (USML)

AGENCY: Bureau of Industry and Security, Department of Commerce.

ACTION: Proposed rule.

SUMMARY: This proposed rule describes how certain articles the President determines no longer warrant control under the United States Munitions List (USML) would be controlled on the Commerce Control List (CCL). Those

articles and the USML categories under which they are currently controlled are: Military electronics (Category XI) and certain cryogenic and superconductive equipment designed for installation in military vehicles and that can operate while in motion (Categories VI, VII, VIII, and XV). Military electronics and related items would be controlled by new Export Control Classification Numbers (ECCNs) 3A611, 3B611, 3D611, and 3E611 proposed by this rule. Cryogenic and superconducting equipment for military vehicles and related items would be controlled under new ECCNs 9A620, 9B620, 9D620, and 9E620. This proposed rule also would amend ECCNs 7A001 and 7A101 to apply the missile technology reason for control only to items in those ECCNs on the Missile Technology Control Regime (MTCR) Annex.

This is one in a planned series of proposed rules describing how various types of articles the President determines, as part of the Administration's Export Control Reform Initiative, no longer warrant USML control, would be controlled on the CCL and by the EAR. This proposed rule is being published in conjunction with a proposed rule from the Department of State, Directorate of Defense Trade Controls, which would amend the list of articles controlled by USML Category XI.

DATES: Comments must be received by January 28, 2013.

ADDRESSES: You may submit comments by any of the following methods:

- *Federal eRulemaking Portal:* <http://www.regulations.gov>. The identification number for this rulemaking is BIS-2012-0045.

- By email directly to publiccomments@bis.doc.gov. Include RIN 0694-AF64 in the subject line.

- By mail or delivery to Regulatory Policy Division, Bureau of Industry and Security, U.S. Department of Commerce, Room 2099B, 14th Street and Pennsylvania Avenue NW., Washington, DC 20230. Refer to RIN 0694-AF64.

FOR FURTHER INFORMATION CONTACT: Brian Baker, Director, Electronics and Materials Division, Office of National Security and Technology Transfer Controls, (202) 482-5534, brian.baker@bis.doc.gov.

SUPPLEMENTARY INFORMATION:

Background

On July 15, 2011, as part of the Administration's ongoing Export Control Reform Initiative, BIS published a proposed rule (76 FR 41958) ("the July 15 proposed rule") that set forth a framework for how articles the

President determines, in accordance with section 38(f) of the Arms Export Control Act (AECA) (22 U.S.C. 2778(f)), would no longer warrant control on the United States Munitions List (USML) instead would be controlled on the Commerce Control List (CCL).

BIS also published a proposed rule (76 FR 68675, November 7, 2011), primarily dealing with aircraft and related items ("the November 7 proposed rule") that made additions and modifications to some of the provisions of the July 15 proposed rule.

Following the structure of the July 15 and November 7 proposed rules, this proposed rule describes BIS's proposal for controlling under the EAR's CCL certain military electronic equipment and related articles now controlled by the ITAR's USML Category XI. This proposed rule also would specifically implement in U.S. export control regulations Category ML20 Munitions List of the Wassenaar Arrangement on Export Controls for Conventional Arms and Dual-Use Goods and Technologies (Wassenaar Arrangement Munitions List or WAML), which pertains to certain cryogenic and superconducting equipment. These items are currently controlled by "catch all" provisions of the ITAR's USML Categories VI, VII, VIII, and XV. Finally, this proposed rule would correct two ECCNs in CCL Category 7 to apply the missile technology reason for control only to items that are on the MTCR Annex.

The changes described in this proposed rule and the State Department's proposed amendment to Category XI of the USML are based on a review of Category XI by the Defense Department, which worked with the Departments of State and Commerce in preparing the proposed amendments. The review was focused on identifying the types of articles that are now controlled by USML Category XI that are either (i) inherently military and otherwise warrant control on the USML or (ii) if it is of a type common to non-military electronic equipment applications, possess parameters or characteristics that provide a critical military or intelligence advantage to the United States, and that are almost exclusively available from the United States. If an article satisfied one or both of those criteria, the article remained on the USML. If an article did not satisfy either criterion but was nonetheless a type of article that is, as a result of differences in form and fit, "specially designed" for military applications or for the intelligence applications described in proposed ECCN 3A611.b, it was identified in the new ECCNs proposed in this notice. The licensing