

(b) All employees shall be informed of the civil remedies provided under 5 U.S.C. 552a(g)(1) and other implications of the Privacy Act and of the fact that the Board may be subject to civil remedies for failure to comply with the provisions of the Privacy Act and the regulations in this part.

§ 1304.114 Responsibility for maintaining adequate safeguards.

The Board has the responsibility for maintaining adequate technical, physical, and security safeguards to prevent unauthorized disclosure or destruction of manual and automatic record systems. These security safeguards shall apply to all systems in which identified personal data are processed or maintained, including all reports and output from such systems that contain identifiable personal information. Such safeguards must be sufficient to prevent negligent, accidental, or unintentional disclosure, modification, or destruction of any personal records or data; must minimize; to the extent practicable, the risk that skilled technicians or knowledgeable persons could improperly obtain access to modify or destroy such records or data; and shall further ensure against such casual entry by unskilled persons without official reasons for access to such records or data.

(a) *Manual systems.* (1) Records contained in a system of records as defined in this part may be used, held, or stored only where facilities are adequate to prevent unauthorized access by persons within or outside the Board.

(2) Access to and use of a system of records shall be permitted only to persons whose duties require such access to the information for routine uses or for such other uses as may be provided in this part.

(3) Other than for access by employees or agents of the Board, access to records within a system of records shall be permitted only to the individual to whom the record pertains or upon his or her written request.

(4) The Board shall ensure that all persons whose duties require access to and use of records contained in a system of records are adequately trained to protect the security and privacy of such records.

(5) The disposal and destruction of identifiable personal data records shall be done by shredding and in accordance with rules promulgated by the Archivist of the United States.

(b) *Automated systems.* (1) Identifiable personal information may be processed, stored, or maintained by automated data systems only where

facilities or conditions are adequate to prevent unauthorized access to such systems in any form.

(2) Access to and use of identifiable personal data associated with automated data systems shall be limited to those persons whose duties require such access. Proper control of personal data in any form associated with automated data systems shall be maintained at all times, including maintenance of accountability records showing disposition of input and output documents.

(3) All persons whose duties require access to processing and maintenance of identifiable personal data and automated systems shall be adequately trained in the security and privacy of personal data.

(4) The disposal and disposition of identifiable personal data and automated systems shall be done by shredding, burning, or, in the case of electronic records, by degaussing or by overwriting with the appropriate security software, in accordance with regulations of the Archivist of the United States or other appropriate authority.

§ 1304.115 Systems of records covered by exemptions.

The Board currently has no exempt systems of records.

§ 1304.116 Mailing lists.

The Board shall not sell or rent an individual's name and/or address unless such action is specifically authorized by law. This section shall not be construed to require the withholding of names and addresses otherwise permitted to be made public.

Dated: February 23, 2007.

William D. Barnard,

Executive Director, U.S. Nuclear Waste Technical Review Board.

[FR Doc. 07-886 Filed 2-27-07; 8:45 am]

BILLING CODE 6820-AM-M

DEPARTMENT OF TRANSPORTATION

Federal Aviation Administration

14 CFR Part 25

[Docket No. NM355; Notice No. 25-346-SC]

Special Conditions: Dassault Aviation Model Falcon 7X Airplane; Interaction of Systems and Structures, Limit Pilot Forces, and High Intensity Radiated Fields (HIRF) Protection

AGENCY: Federal Aviation Administration (FAA), DOT.

ACTION: Final special conditions.

SUMMARY: These special conditions are issued for the Dassault Aviation Model Falcon 7X airplane. This airplane will have novel or unusual design features when compared to the state of technology envisioned in the airworthiness standards for transport category airplanes. These design features include interaction of systems and structures, limit pilot forces, and electrical and electronic flight control systems. The applicable airworthiness regulations do not contain adequate or appropriate safety standards for these design features. These special conditions contain the additional safety standards that the Administrator considers necessary to establish a level of safety equivalent to that established by the existing airworthiness standards.

EFFECTIVE DATE: March 30, 2007.

FOR FURTHER INFORMATION CONTACT:

Thomas Rodriguez, FAA, International Branch, ANM-116, Transport Airplane Directorate, Aircraft Certification Service, 1601 Lind Avenue SW., Renton, Washington, 98057-3356; telephone (425) 227-1137; facsimile (425) 227-1149.

SUPPLEMENTARY INFORMATION:

Background

On June 4, 2002, Dassault Aviation, 9 rond Point des Champs Elysées, 75008, Paris, France, applied for a type certificate for its new Model Falcon 7X airplane. The Model Falcon 7X is a 19 passenger transport category airplane, powered by three aft mounted Pratt & Whitney PW307A high bypass ratio turbofan engines. The airplane is operated using a fly-by-wire (FBW) primary flight control system. This will be the first application of a FBW primary flight control system in an airplane primarily intended for private/corporate use.

The Dassault Aviation Model Falcon 7X design incorporates equipment that was not envisioned when part 25 was created. This equipment affects the interaction of systems and structures, limit pilot forces, and high intensity radiated fields (HIRF) protection. Therefore, special conditions are required to provide the level of safety equivalent to that established by the regulations.

Type Certification Basis

Under the provisions of 14 CFR 21.17, Dassault Aviation must show that the Model Falcon 7X airplane meets the applicable provisions of part 25, as amended by Amendments 25-1 through 25-108.

If the Administrator finds that the applicable airworthiness regulations

(i.e., 14 CFR part 25) do not contain adequate or appropriate safety standards for the Model Falcon 7X because of a novel or unusual design feature, special conditions are prescribed under the provisions of § 21.16.

In addition to the applicable airworthiness regulations and special conditions, the Model Falcon 7X must comply with the fuel vent and exhaust emission requirements of 14 CFR part 34 and the noise certification requirements of 14 CFR part 36.

The FAA issues special conditions, as defined in § 11.19, are issued under § 11.38, and they become part of the type certification basis under § 21.17(a)(2).

Special conditions are initially applicable to the model for which they are issued. Should the type certificate for that model be amended later to include any other model that incorporates the same or similar novel or unusual design feature, the special conditions would also apply to the other model under § 21.101.

Novel or Unusual Design Features

The Model Falcon 7X airplane will incorporate the following novel or unusual design features: interaction of systems and structures, limit pilot forces, and electrical and electronic flight control systems. These special conditions address equipment which may affect the airplane's structural performance, either directly or as a result of failure or malfunction; pilot limit forces; and electrical and electronic systems which perform critical functions that may be vulnerable to HIRF.

These special conditions are identical or nearly identical to those previously required for type certification of other Dassault airplane models. In general, the special conditions were derived initially from standardized requirements developed by the Aviation Rulemaking Advisory Committee (ARAC), comprised of representatives of the FAA, Europe's Joint Aviation Authorities (now replaced by the European Aviation Safety Agency), and industry.

Additional special conditions will be issued for other novel or unusual design features of the Dassault Model Falcon 7X airplane. These additional proposed special conditions will pertain to the following topics:

Dive Speed Definition With Speed Protection System, Sudden Engine Stoppage, High Incidence Protection Function, Side Stick Controllers, Lateral-Directional and Longitudinal Stability and Low Energy Awareness,

Flight Envelope Protection: General Limiting Requirements, Flight Envelope Protection: Normal Load Factor (g) Limiting, Flight Envelope Protection: Pitch, Roll and High Speed Limiting Functions, Flight Control Surface Position Awareness, Flight Characteristics Compliance via Handling Qualities Rating Method, and Operation Without Normal Electrical Power.

Final special conditions have been issued for the Model Falcon 7X pertaining to Pilot Compartment View—Hydrophobic Coatings in Lieu of Windshield Wipers January 10, 2007 (72 FR 1135).

Discussion of Comments

Notice of proposed special conditions no. 26–06–10–SC for Dassault Aviation Model Falcon 7X airplanes was published in the **Federal Register** on October 18, 2006 (FR 71 61427). No comments were received, and the special conditions are adopted as proposed.

Discussion

Because of these rapid improvements in airplane technology, the applicable airworthiness regulations do not contain adequate or appropriate safety standards for these design features. Therefore, in addition to the requirements of part 25, subparts C and D, the following three special conditions apply.

Special Condition No. 1. Interaction of Systems and Structures

The Dassault Model Falcon 7X is equipped with systems that may affect the airplane's structural performance either directly or as a result of failure or malfunction. The effects of these systems on structural performance must be considered in the certification analysis. This analysis must include consideration of normal operation and of failure conditions with required structural strength levels related to the probability of occurrence.

Previously, special conditions have been specified to require consideration of the effects of systems on structures. The special condition for the Model Falcon 7X is nearly identical to that issued for other fly-by-wire airplanes.

Special Condition No. 2. Limit Pilot Forces

Like some other certificated transport category airplane models, the Dassault Model Falcon 7X airplane is equipped with a side stick controller instead of a conventional wheel or control stick. This kind of controller is designed to be

operated using only one hand. The requirement of § 25.397(c), which defines limit pilot forces and torques for conventional wheel or stick controls, is not appropriate for a side stick controller. Therefore, a special condition is necessary to specify the appropriate loading conditions for this kind of controller.

Special Condition No. 3. High Intensity Radiated Fields (HIRF) Protection

The Dassault Model Falcon X will utilize electrical and electronic systems which perform critical functions. These systems may be vulnerable to HIRF external to the airplane. There is no specific regulation that addresses requirements for protection of electrical and electronic systems from HIRF. With the trend toward increased power levels from ground-based transmitters and the advent of space and satellite communications, coupled with electronic command and control of the airplane, the immunity of critical avionics/electronics and electrical systems to HIRF must be established.

To ensure that a level of safety is achieved that is equivalent to that intended by the regulations incorporated by reference, a special condition is needed for the Dassault Model Falcon 7X airplane. This special condition requires that avionics/electronics and electrical systems that perform critical functions be designed and installed to preclude component damage and interruption.

It is not possible to precisely define the HIRF to which the airplane will be exposed in service. There is also uncertainty concerning the effectiveness of airframe shielding for HIRF. Furthermore, coupling of electromagnetic energy to cockpit-installed equipment through the cockpit window apertures is undefined. Based on surveys and analysis of existing HIRF emitters, adequate protection from HIRF exists when there is compliance with either paragraph 1 OR 2 below:

1. A minimum threat of 100 volts rms (root-mean-square) per meter electric field strength from 10 KHz to 18 GHz.

a. The threat must be applied to the system elements and their associated wiring harnesses without the benefit of airframe shielding.

b. Demonstration of this level of protection is established through system tests and analysis.

2. A threat external to the airframe of the field strengths indicated in the table below for the frequency ranges indicated. Both peak and average field strength components from the table are to be demonstrated.

| Frequency | Field strength (volts per meter) | |
|-----------------------|----------------------------------|---------|
| | Peak | Average |
| 10 kHz–100 kHz | 50 | 50 |
| 100 kHz–500 kHz | 50 | 50 |
| 500 kHz–2 MHz | 50 | 50 |
| 2 MHz–30 MHz | 100 | 100 |
| 30 MHz–70 MHz | 50 | 50 |
| 70 MHz–100 MHz | 50 | 50 |
| 100 MHz–200 MHz | 100 | 100 |
| 200 MHz–400 MHz | 100 | 100 |
| 400 MHz–700 MHz | 700 | 50 |
| 700 MHz–1 GHz | 700 | 100 |
| 1 GHz–2 GHz | 2000 | 200 |
| 2 GHz–4 GHz | 3000 | 200 |
| 4 GHz–6 GHz | 3000 | 200 |
| 6 GHz–8 GHz | 1000 | 200 |
| 8 GHz–12 GHz | 3000 | 300 |
| 12 GHz–18 GHz | 2000 | 200 |
| 18 GHz–40 GHz | 600 | 200 |

The field strengths are expressed in terms of peak of the root-mean-square (rms) over the complete modulation period.

The threat levels identified above are the result of an FAA review of existing studies on the subject of HIRF, in light of the ongoing work of the Electromagnetic Effects Harmonization Working Group of the Aviation Rulemaking Advisory Committee.

Applicability

As discussed above, these special conditions are applicable to the Dassault Model Falcon 7X. Should Dassault Aviation apply at a later date for a change to the type certificate to include another model incorporating the same novel or unusual design feature, these special conditions would apply to that model as well.

Conclusion

This action affects only certain novel or unusual design features of the Dassault Model Falcon 7X airplane. It is not a rule of general applicability.

List of Subjects in 14 CFR Part 25

Aircraft, Aviation safety, Reporting and recordkeeping requirements.

■ The authority citation for these special conditions is as follows:

Authority: 49 U.S.C. 106(g), 40113, 44701, 44702, 44704.

The Special Conditions

■ Accordingly, pursuant to the authority delegated to me by the Administrator, the following special conditions are issued as part of the type certification basis for Dassault Aviation Model Falcon 7X airplanes.

1. Interaction of Systems and Structures.

In addition to the requirements of part 25, subparts C and D, the following special conditions apply:

a. For airplanes equipped with systems that affect structural performance—either directly or as a result of a failure or malfunction—the influence of these systems and their failure conditions must be taken into account when showing compliance with the requirements of part 25, subparts C and D. Paragraph c below must be used to evaluate the structural performance of airplanes equipped with these systems.

b. Unless shown to be extremely improbable, the airplane must be designed to withstand any forced structural vibration resulting from any failure, malfunction, or adverse condition in the flight control system. These loads must be treated in accordance with the requirements of paragraph a above.

c. Interaction of Systems and Structures.

(1) General: The following criteria must be used for showing compliance with this special condition for interaction of systems and structures and with § 25.629 for airplanes equipped with flight control systems, autopilots, stability augmentation systems, load alleviation systems, flutter control systems, and fuel management systems. If this special condition is used for other systems, it may be necessary to adapt the criteria to the specific system.

(a) The criteria defined herein address only the direct structural consequences of the system responses and performances. They cannot be considered in isolation but should be included in the overall safety evaluation of the airplane. These criteria may, in some instances, duplicate standards already established for this evaluation. These criteria are applicable only to structures whose failure could prevent continued safe flight and landing. Specific criteria that define acceptable limits on handling characteristics or stability requirements when operating in the system degraded or inoperative modes are not provided in this special condition.

(b) Depending upon the specific characteristics of the airplane, additional studies may be required that go beyond the criteria provided in this special condition in order to demonstrate the capability of the airplane to meet other realistic conditions, such as alternative gust or maneuver descriptions for an airplane equipped with a load alleviation system.

(c) The following definitions are applicable to this paragraph.

Structural performance: Capability of the airplane to meet the structural requirements of part 25.

Flight limitations: Limitations that can be applied to the airplane flight

conditions following an in-flight occurrence and that are included in the flight manual (e.g., speed limitations and avoidance of severe weather conditions).

Operational limitations: Limitations, including flight limitations, that can be applied to the airplane operating conditions before dispatch (e.g., fuel, payload, and Master Minimum Equipment List limitations).

Probabilistic terms: The probabilistic terms (probable, improbable, and extremely improbable) used in these special conditions are the same as those used in § 25.1309.

Failure condition: The term failure condition is the same as that used in § 25.1309. However, this special condition applies only to system failure conditions that affect the structural performance of the airplane (e.g., system failure conditions that induce loads, change the response of the airplane to inputs such as gusts or pilot actions, or lower flutter margins).

(2) Effects of Systems on Structures.

(a) *General.* The following criteria will be used in determining the influence of a system and its failure conditions on the airplane structure.

(b) *System fully operative.* With the system fully operative, the following apply:

(1) Limit loads must be derived in all normal operating configurations of the system from all the limit conditions specified in subpart C (or used in lieu of those specified in subpart C), taking into account any special behavior of such a system or associated functions or any effect on the structural performance of the airplane that may occur up to the limit loads. In particular, any significant non-linearity (rate of displacement of control surface, thresholds or any other system non-linearities) must be accounted for in a realistic or conservative way when deriving limit loads from limit conditions.

(2) The airplane must meet the strength requirements of part 25 (static strength, residual strength), using the specified factors to derive ultimate loads from the limit loads defined above. The effect of non-linearities must be investigated beyond limit conditions to ensure that the behavior of the system presents no anomaly compared to the behavior below limit conditions. However, conditions beyond limit conditions need not be considered, when it can be shown that the airplane has design features that will not allow it to exceed those limit conditions.

(3) The airplane must meet the aeroelastic stability requirements of § 25.629.

(c) *System in the failure condition.* For any system failure condition not shown to be extremely improbable, the following apply:

(1) At the time of occurrence. Starting from 1g level flight conditions, a realistic scenario, including pilot

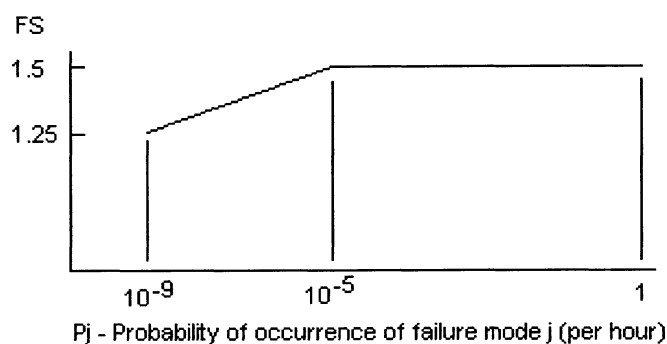
corrective actions, must be established to determine the loads occurring at the time of failure and immediately after failure.

(i) For static strength substantiation, these loads multiplied by an appropriate factor of safety that is related to the

probability of occurrence of the failure are ultimate loads to be considered for design. The factor of safety (FS) is defined in Figure 1.

Figure 1

Factor of safety at the time of occurrence



(ii) For residual strength substantiation, the airplane must be able to withstand two thirds of the ultimate loads defined in paragraph (c)(1)(i) of this section. For pressurized cabins, these loads must be combined with the normal operating differential pressure.

(iii) Freedom from aeroelastic instability must be shown up to the speeds defined in § 25.629(b)(2). For failure conditions that result in speed increases beyond V_C/M_C , freedom from aeroelastic instability must be shown to increased speeds, so that the margins intended by § 25.629(b)(2) are maintained.

(iv) Failures of the system that result in forced structural vibrations (oscillatory failures) must not produce

loads that could result in detrimental deformation of primary structure.

(2) For the continuation of the flight. For the airplane in the system failed state and considering any appropriate reconfiguration and flight limitations, the following apply:

(i) The loads derived from the following conditions (or used in lieu of the following conditions) at speeds up to V_C/M_C or the speed limitation prescribed for the remainder of the flight must be determined:

(A) The limit symmetrical maneuvering conditions specified in §§ 25.331 and in 25.345.

(B) The limit gust and turbulence conditions specified in §§ 25.341 and in 25.345.

(C) The limit rolling conditions specified in § 25.349 and the limit unsymmetrical conditions specified in §§ 25.367 and 25.427(b) and (c).

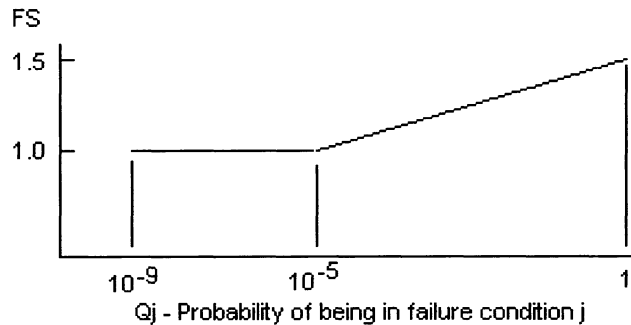
(D) The limit yaw maneuvering conditions specified in § 25.351.

(E) The limit ground loading conditions specified in §§ 25.473 and 25.491.

(ii) For static strength substantiation, each part of the structure must be able to withstand the loads in paragraph (c)(2)(i) of this special condition multiplied by a factor of safety, depending on the probability of being in this failure state. The factor of safety is defined in Figure 2.

Figure 2

Factor of safety for continuation of flight



$$Q_j = (T_j)(P_j)$$

Where:

T_j = Average time spent in failure condition j (in hours)

P_j = Probability of occurrence of failure mode j (per hour)

Note: If P_j is greater than 10^{-3} per flight hour, then a 1.5 factor of safety must be applied to all limit load conditions specified in subpart C.

(iii) For residual strength substantiation, the airplane must be able to withstand two thirds of the ultimate loads defined in paragraph (c)(2)(ii). For pressurized cabins, these loads must be combined with the normal operating differential pressure.

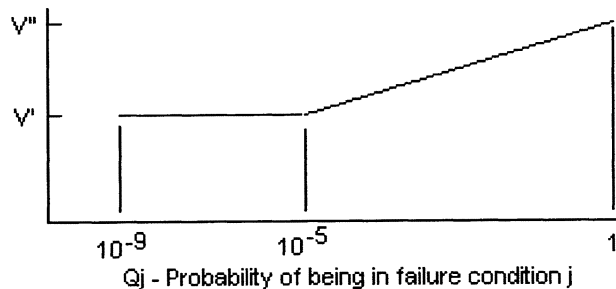
(iv) If the loads induced by the failure condition have a significant effect on

fatigue or damage tolerance, then their effects must be taken into account.

(v) Freedom from aeroelastic instability must be shown up to a speed determined from Figure 3. Flutter clearance speeds V' and V'' may be based on the speed limitation specified for the remainder of the flight, using the margins defined by § 25.629(b).

Figure 3

Clearance speed



V' = Clearance speed as defined by § 25.629(b)(2).

V'' = Clearance speed as defined by § 25.629(b)(1).

$$Q_j = (T_j)(P_j)$$

Where:

T_j = Average time spent in failure condition j (in hours)

P_j = Probability of occurrence of failure mode j (per hour)

Note: If P_j is greater than 10^{-3} per flight hour, then the flutter clearance speed must not be less than V'' .

(vi) Freedom from aeroelastic instability must also be shown up to V' in Figure 3 above for any probable system failure condition combined with

any damage required or selected for investigation by § 25.571(b).

(3) Consideration of certain failure conditions may be required by other sections of this Part, regardless of calculated system reliability. Where analysis shows the probability of these failure conditions to be less than 10^{-9} , criteria other than those specified in this paragraph may be used for structural substantiation to show continued safe flight and landing.

(d) *Warning considerations.* For system failure detection and warning, the following apply:

(1) The system must be checked for failure conditions, not extremely

improbable, that degrade the structural capability below the level required by part 25 or significantly reduce the reliability of the remaining system. As far as reasonably practicable, the flightcrew must be made aware of these failures before flight. Certain elements of the control system, such as mechanical and hydraulic components, may use special periodic inspections, and electronic components may use daily checks in lieu of warning systems to achieve the objective of this requirement. These certification maintenance requirements must be limited to components that are not readily detectable by normal warning

systems and where service history shows that inspections will provide an adequate level of safety.

(2) The existence of any failure condition, not extremely improbable, during flight that could significantly affect the structural capability of the airplane and for which the associated reduction in airworthiness can be minimized by suitable flight limitations must be signaled to the flightcrew. For example, failure conditions that result in a factor of safety between the airplane strength and the loads of part 25, subpart C, below 1.25 or flutter margins below V" must be signaled to the crew during flight.

(e) *Dispatch with known failure conditions.* If the airplane is to be dispatched in a known system failure condition that affects structural performance or affects the reliability of the remaining system to maintain structural performance, then the provisions of this special conditions must be met, including the provisions of paragraph (b), for the dispatched condition and paragraph (c) for subsequent failures. Expected operational limitations may be taken into account in establishing P_j as the probability of failure occurrence for determining the safety margin in Figure 1. Flight limitations and expected operational limitations may be taken into account in establishing Q_j as the combined probability of being in the dispatched failure condition and the subsequent failure condition for the safety margins in Figures 2 and 3. These limitations must be such that the probability of being in this combined failure state and then subsequently encountering limit load conditions is extremely improbable. No reduction in these safety margins is allowed, if the subsequent system failure rate is greater than 1E-3 per flight hour.

2. *Limit Pilot Forces.* In addition to the requirements of § 25.397(c) the following special condition applies.

The limit pilot forces are:

a. For all components between and including the handle and its control stops.

| Pitch | Roll |
|---|---|
| Nose up 200 lbf. (pounds force). Nose down 200 lbf | Nose left 100 lbf. Nose right 100 lbf. |

b. For all other components of the side stick control assembly, but excluding the internal components of the electrical sensor assemblies to avoid damage as a result of an in-flight jam.

| Pitch | Roll |
|---|---|
| Nose up 125 lbf Nose down 125 lbf | Nose left 50 lbf. Nose right 50 lbf. |

3. *High Intensity Radiated Fields (HIRF) Protection.*

a. *Protection from Unwanted Effects of High Intensity Radiated Fields.* Each electrical and electronic system which performs critical functions must be designed and installed to ensure that the operation and operational capability of these systems to perform critical functions are not adversely affected when the airplane is exposed to high intensity radiated fields.

b. *For the purposes of this special condition, the following definition applies: Critical Functions:* Functions whose failure would contribute to or cause a failure condition that would prevent the continued safe flight and landing of the airplane.

Issued in Renton, Washington, on February 21, 2007.

Ali Bahrami,

Manager, Transport Airplane Directorate, Aircraft Certification Service.

[FR Doc. E7-3499 Filed 2-27-07; 8:45 am]

BILLING CODE 4910-13-P

DEPARTMENT OF STATE

22 CFR Part 72

[Public Notice 5702]

RIN 1400-AC24

Deaths and Estates

AGENCY: Department of State.

ACTION: Final rule.

SUMMARY: The Department of State is issuing a final rule to update and amend its regulations on deaths and estates in 22 CFR Part 72, after review of one public comment received in response to the Department's October 24, 2006, issuance of a proposed rule. The existing regulations were originally issued in 1957. They needed to be redrafted in plain language and changed to reflect changes in State Department statutory authority and current practice. Sections 234 and 235 of the James W. Nance and Meg Donovan Foreign Relations Authorization Act, Fiscal Years 2000 and 2001 made some changes to consular officer and State Department responsibilities with respect to the deaths and personal estates of United States citizens and non-citizen nationals abroad that must be reflected in the regulations.

DATES: This rule becomes effective on March 30, 2007.

FOR FURTHER INFORMATION CONTACT:

Edward A. Betancourt, Monica Gaw or Michael Meszaros, Overseas Citizens Services, Department of State, 2100 Pennsylvania Avenue, 4th Floor, Washington, DC 20037, 202-736-9110, fax number 202-736-9111. Hearing or speech-impaired persons may use the Telecommunications Devices for the Deaf (TDD) by contacting the Federal Information Relay Service at 1-800-877-8339.

SUPPLEMENTARY INFORMATION:

I. Legal Authority

Sections 234 and 235 of the James W. Nance and Meg Donovan Foreign Relations Authorization Act, Fiscal Years 2000 and 2001 (Pub. L. 106-113), (hereinafter "the Act"), as codified in 22 U.S.C. 2715b and 2715c.

II. Introduction

The Department published a proposed rule, Public Notice 5582 at 71 FR 62219, on October 24, 2006, with a request for comments regarding the proposed changes in the Department's Death and Estate Regulations. This rule details the handling of deaths and estates of American citizens who die abroad. Legislation was passed in the year 2000 amending many of the statutes authorizing the State Department to perform this function. Many of the CFR provisions are unchanged since 1957. Some need revision because of the legislation; others are out of date.

This rule amends the existing regulations in 22 CFR Part 72 and implements sections 234 and 235 of the James W. Nancy and Meg Donovan Foreign Relations Authorization Act, Fiscal Years 2000 and 2001 (Pub. L. 106-113), (hereinafter "the Act"), as codified in 22 U.S.C. sections 2715(b), 2715b, and 2715c. The current Part 72 will be removed in its entirety, and replaced with the proposed rules.

Notifications and Reports of Death

Section 234 of the Act provides an explicit statutory mandate, codified as 22 U.S.C. 2715b(a), to a consular officer to endeavor to notify, or assist the Secretary of State in notifying, the next of kin or legal guardian as soon as possible when a United States citizen or non-citizen national dies abroad, with certain exceptions. 22 U.S.C. 2715b(a) essentially codifies existing practices concerning consular reporting and notification regarding deaths of United States citizens or non-citizen nationals as reflected in the existing 22 CFR 72.1 through 72.8, with some variations in the exceptions to normal notification procedures. 22 U.S.C. 4196, which provides for the consular officer to